

Kitchen & Bedroom timber drawer boxes

Welcome to our range of hand crafted timber drawer boxes.

We supply made to measure or standard sized drawer boxes to suit your requirements. All are manufactured using real timbers from sustainable forests.

Please view the following pages for further information and technical specifications.

**** Please note that all prices are provided on request.**

Visit the following for further information:

www.basicallybespokedoors.co.uk

Or email us at :

sales@basicallybespokedoors.co.uk

Tel : 01282 816434



Specification and Joint Variations

Quality bespoke product sized to suit your application.

Supplied as fully assembled drawers.

Front, back & sides made from solid timber 13mm thick, sourced from sustainable forests.

Bases are 6mm birch ply in beech & birch drawers, and 6mm veneered mdf in all others, grooved into front, back and sides.

Dovetail joints on all four corners, glued with high quality water resistant PVA adhesive for maximum strength.

Finished with a high quality polyester acrylic lacquer to approximately 30% sheen, which is highly resistant to most chemicals and other substances.


Standard stock timbers are BEECH, BIRCH and OAK.

Many other timbers available. Recently used include ash, cherry, maple, black walnut.

Fitted with top quality runner systems.

Shaped sides, cut-outs, filing systems, etc, simply incorporated.

Standard dovetail spacing is 25mm centres. This can be varied to suit non-standard drawer heights. The number of pins and tails can be the operative constant, e.g. maintaining four pins and tails through a range of different drawer heights, demonstrating meticulous attention to detail.




Beech Drawer Inserts

Standard Cutlery Inserts

Widths - 322, 422, 522, 622, 722, 822, 972mm

All 412 deep x 60 high to suit 440 deep x 100 high (or higher) drawer.

Other widths available as reduced standard inserts.



Other insert types:

Knife block




Chopping block




Film & foil holder



Spice rack



Special Cutlery Inserts



Any size or layout of insert is achievable by special order.

The outer is a dovetailed drawer with internal dividers fitted with sliding dovetails.

Filing/Railing Systems

Divider rail systems - several types and flexible layout arrangements.

Filing rail systems - one or more can be combined to create personalised filing systems to suit any need.



If you have a particular need that is not featured here, please do not hesitate to contact us to discuss your requirements.

Standard Handles & Special Features

Handle cut-outs
- almost any shape possible



Shaped sides -
many combinations of
height and shape are possible.

U-shaped drawers



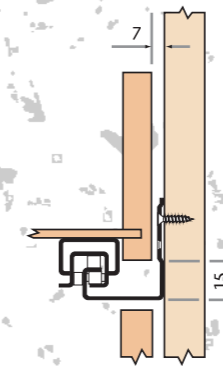
Handled trays



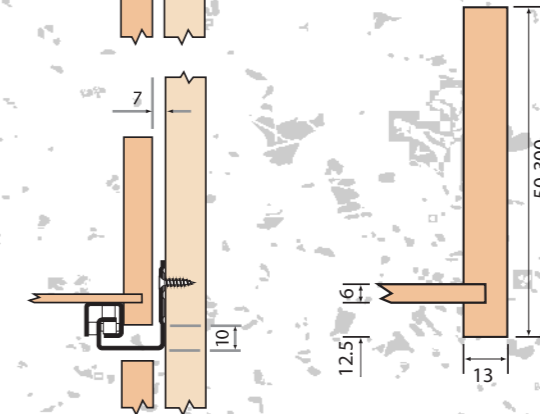
If you have a particular need that is not featured here, please do not hesitate to contact us to discuss your requirements.

Runner Options

Full extension - self-close
soft-close
push-to-open



Single extension - self-close
soft-close




Our drawers are supplied fitted with Blum Tandem runners as standard.

Ordering Details

When placing your order please ensure that the following details are included:

- Size of drawer - specified as Width x Depth x Height (please make it very clear if you specify carcass size)
- Quantity of each size
- Runner type (full or single extension, push-to-open, soft-close etc)
- Any special requirements e.g. handle cut-outs, shaped sides, etc
- Timber type required



Delivery time is 10-14 working days from receipt of order. We will issue a priced order confirmation showing all sizes and specifications. It is essential that this is returned to us, signed and dated, before manufacture commences. If this is not returned promptly it could result in delays to delivery times.

Once production of an order has commenced any changes will be charged and cancellation cannot be considered. Carriage and packing is charged at cost on all orders under £300 + VAT.